

Medical: Prudent Buyer PPO/EPO

How to Find a Provider

Visit <https://www.anthem.com/ca/find-care/> and select one of the 3 options to search for providers.

- **Log in to Find Care** to access your personalized portal and elected plan;
- Use **Member ID for Basic Search** if you know your 3 digit prefix. (first 3 values of your ID Number on your ID Card)
- Click **Basic search as a guest** to enter your plan.

Searching as a Guest? Follow the steps below.

STEP 1

Complete the fields with the following selections:

- What type of care are you searching for? Use drop down to select: **Medical Plan or Network**
- Your plan is offered in California. Use drop down to select: **California**
- How do you get health insurance? Use drop down to select: **Medical (Employer-Sponsored)**
- Select a plan or network. Use drop down to select **Prudent Buyer PPO/EPO**
- Click **Continue**


STEP 2

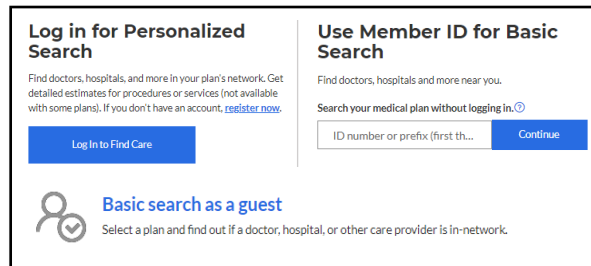
Enter the Zip Code in the far-left box for the location you are searching for a provider. You then have two ways to narrow your search:

- Option 1: Enter in the **Physician's Name, Specialty, NPI or license number** in the Search Box. The results will appear below and you can select the provider name or click **View All**.
- Option 2: Scroll down and click one of the Search by Care Provider boxes. The results will appear on a new screen, click the physician's name to obtain additional details.

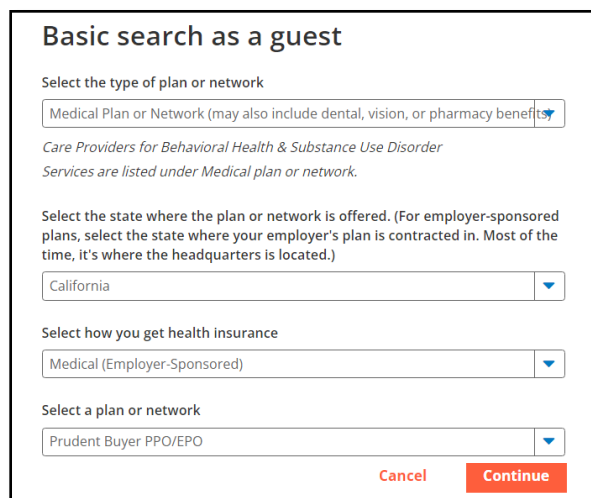
STEP 3

View your search results.

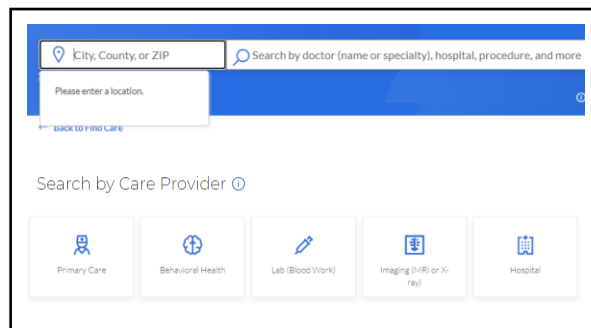
- Click the  printer icon to print the results of your search.
- Click on a provider name to see more details.



This screenshot shows the top of the Anthem website's search interface. It has two main columns. The left column is titled 'Log in for Personalized Search' and includes a link to 'Log In to Find Care'. The right column is titled 'Use Member ID for Basic Search' and includes a text input field for 'ID number or prefix (first th...)' and a 'Continue' button. Below these columns is a section titled 'Basic search as a guest' with a sub-header 'Select a plan and find out if a doctor, hospital, or other care provider is in-network.'



This screenshot shows the 'Basic search as a guest' form. It has a title 'Basic search as a guest' and a sub-header 'Select the type of plan or network'. Below this is a dropdown menu with 'Medical Plan or Network (may also include dental, vision, or pharmacy benefits)' selected. Underneath is a note: 'Care Providers for Behavioral Health & Substance Use Disorder Services are listed under Medical plan or network.' The next section is 'Select the state where the plan or network is offered. (For employer-sponsored plans, select the state where your employer's plan is contracted in. Most of the time, it's where the headquarters is located.)' with a dropdown menu showing 'California'. The next section is 'Select how you get health insurance' with a dropdown menu showing 'Medical (Employer-Sponsored)'. The final section is 'Select a plan or network' with a dropdown menu showing 'Prudent Buyer PPO/EPO'. At the bottom right are 'Cancel' and 'Continue' buttons.



This screenshot shows the search results page. At the top, there is a search bar with a location input (showing 'City, County, or ZIP') and a search input (showing 'Search by doctor (name or specialty), hospital, procedure, and more'). Below the search bar is a section titled 'Search by Care Provider' with a link to 'View All'. Underneath are five boxes with icons and labels: 'Primary Care', 'Behavioral Health', 'Lab (Blood Work)', 'Imaging (MRI or X-ray)', and 'Hospital'.

Looking to estimate your cost?

View estimated member liability by registering and logging into [anthem.com](https://www.anthem.com) or on the Sydney Health mobile app. From Anthem.com, select **Find Care & Cost**. From the Sydney Health app, select the **Care** icon and then select **Find Care & Cost**. Search for the procedure you would like to estimate your cost for.

